

AMUNDI GLOBAL AGGREGATE BOND - UCITS ETF DR - EUR HEDGED

BOND

FACTSHEET

Marketing
Communication

31/03/2024

Key Information (Source: Amundi)

Net Asset Value (NAV) : **47.25 (EUR)**
NAV and AUM as of : **28/03/2024**
Assets Under Management (AUM) :
2,969.24 (million EUR)
ISIN code : **LU1708330318**
Replication type : **Physical**
Benchmark :
100% BLOOMBERG GLOBAL AGGREGATE EUR HEDGED INDEX

Objective and Investment Policy

This fund seeks to replicate as closely as possible the performance of the Bloomberg Global Aggregate (500 Million) index whether the trend is rising or falling.

Risk Indicator (Source : Fund Admin)



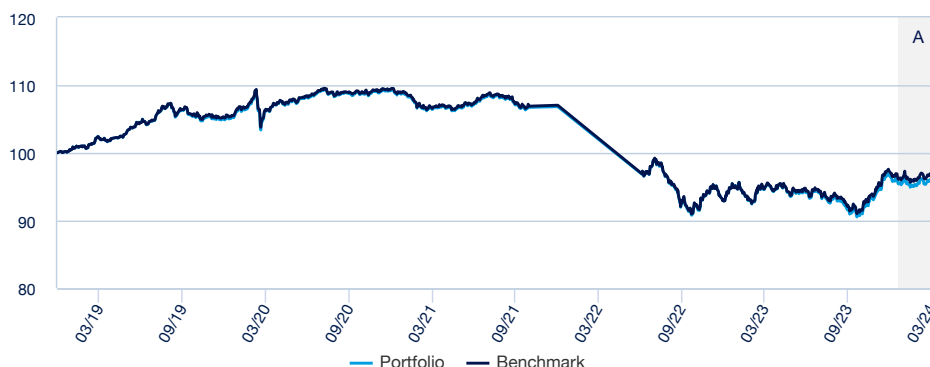
Lower Risk

Higher Risk

The risk indicator assumes you keep the product for 4 years.
The summary risk indicator is a guide to the level of risk of this product compared to other products. It shows how likely it is that the product will lose money because of movement in the markets or because we are not able to pay you.

Returns (Source: Fund Admin) - Past performance does not predict future returns

Performances from 28/12/2018 to 28/03/2024 (Source : Fund Admin)



A : Since this date, the reference index of the sub fund is Bloomberg Global Aggregate

Cumulative returns* (Source: Fund Admin)

Since	YTD 29/12/2023	1 month 29/02/2024	3 months 29/12/2023	1 year 31/03/2023	3 years 31/03/2021	5 years 29/03/2019	Since 08/11/2017
Portfolio	-0.62%	0.72%	-0.62%	1.29%	-9.73%	-6.10%	-5.46%
Benchmark	-0.36%	0.79%	-0.36%	2.11%	-9.05%	-5.26%	-4.42%
Spread	-0.27%	-0.08%	-0.27%	-0.81%	-0.68%	-0.84%	-1.04%

Calendar year performance* (Source: Fund Admin)

	2023	2022	2021	2020	2019	2018	2017	2016	2015	2014
Portfolio	4.10%	-13.08%	-2.26%	4.22%	4.87%	-1.17%	-	-	-	-
Benchmark	4.70%	-13.20%	-2.27%	4.17%	5.14%	-1.09%	-	-	-	-
Spread	-0.60%	0.12%	0.01%	0.05%	-0.26%	-0.09%	-	-	-	-

* Source : Amundi. The above cover complete periods of 12 months for each calendar year. **Past performance is no predictor of current and future results and does not guarantee future yield**. Any losses or gains do not take into consideration any costs, commissions and fees incurred by the investor in the issue and buyout of the shares (e.g. taxes, brokerage fees or other commissions deducted by the financial intermediary). If performance is calculated in a currency other than the euro, any losses or gains generated can thereby be affected by exchange rate fluctuations (both upward and downward). The discrepancy accounts for the performance difference between the portfolio and the index.

Risk indicators (Source: Fund Admin)

	1 year	3 years	Inception to date *
Portfolio volatility	4.80%	4.88%	4.09%
Benchmark volatility	4.79%	4.83%	4.01%
Ex-post Tracking Error	0.28%	0.30%	0.26%
Sharpe ratio	-0.51	-0.97	-0.29

* Volatility is a statistical indicator that measures an asset's variations around its average value. For example, market variations of +/- 1.5% per day correspond to a volatility of 25% per year.
The Tracking Error indicator measures the performance's difference between the fund and the benchmark

BOND

Meet the Team

**Stéphanie Pless**

Head of Fixed Income Index Management

**Olivier Chatelot**

Lead Portfolio Manager

Portfolio Data (Source: Amundi)

Information (Source: Amundi)

Asset class : **Bond**
 Exposure : **International**
 Benchmark index currency : **USD**
 Holdings : **8590**

Portfolio Indicators (Source: Fund Admin)

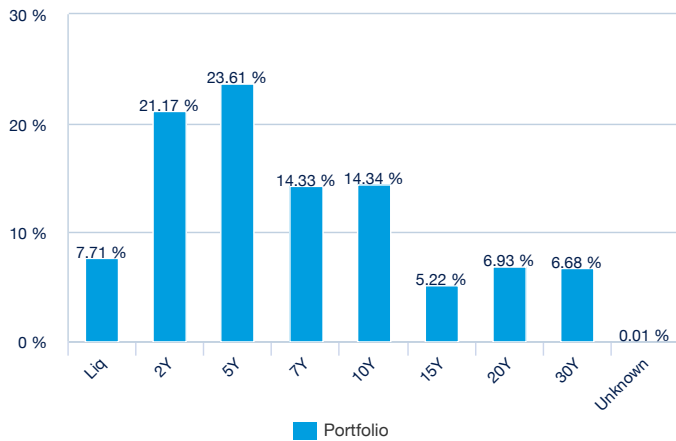
	Portfolio
Modified duration ¹	6.59
Median rating ²	A
Yield To Maturity	4.17%

¹ Modified duration (in points) estimates a bond portfolio's percentage price change for 1% change in yield

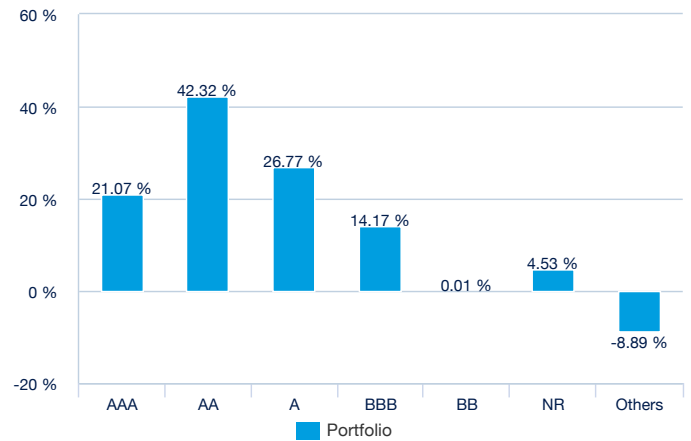
² Based on cash bonds and CDS but excludes other types of derivatives

Portfolio Breakdown (Source: Amundi)

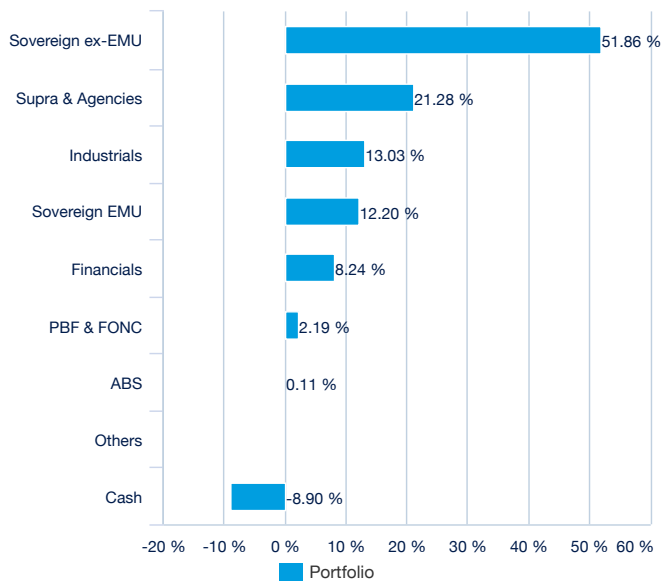
By maturity (Source: Amundi)



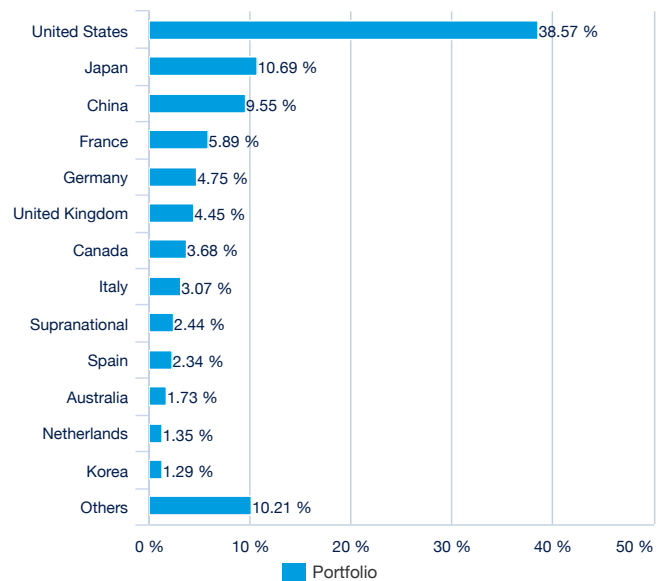
By rating (source : Amundi)



By issuer (Source: Amundi)



By country (source : Amundi)





Principal characteristics (Source : Amundi)

Fund structure	SICAV under Luxembourg law
UCITS compliant	UCITS
Management Company	Amundi Luxembourg SA
Administrator	CACEIS Bank, Luxembourg Branch
Custodian	CACEIS Bank, Luxembourg Branch
Independent auditor	PRICEWATERHOUSECOOPERS LUXEMBOURG
Share-class inception date	30/10/2017
Date of the first NAV	08/11/2017
Share-class reference currency	EUR
Classification	Not applicable
Type of shares	Accumulation
ISIN code	LU1708330318
Minimum investment to the secondary market	1 Share(s)
Frequency of NAV calculation	Daily
Ongoing charges	0.10% (realized) - 08/02/2023
Minimum recommended investment period	4 years
Fiscal year end	December
Primary Market Maker	SGCIB

Listing data (source : Amundi)

Place	Hours	CCY	Mnemo	Bloomberg Ticker	Bloomberg iNAV	Reuters RIC	Reuters iNAV
Borsa Italiana	9:00 - 17:30	EUR	GAGH	GAGH IM	IGAGH	GAGH.MI	IGAGHINAV.PA
Nyse Euronext Paris	9:05 - 17:35	EUR	GAGH	GAGH FP	IGAGH	GAGH.PA	IGAGHINAV.PA

Contact

ETF Sales contact

France & Luxembourg	+33 (0)1 76 32 65 76
Germany & Austria	+49 (0) 800 111 1928
Italy	+39 02 0065 2965
Switzerland (German)	+41 44 588 99 36
Switzerland (French)	+41 22 316 01 51
UNITED KINGDOM (Retail)	+44 (0) 20 7 074 9598
UNITED KINGDOM (Instit)	+44 (0) 800 260 5644
Netherlands	+31 20 794 04 79
Nordic countries	+46 8 5348 2271
Hong Kong	+65 64 39 93 50
Spain	+34 914 36 72 45

ETF Capital Markets contact

Téléphone	+33 (0)1 76 32 19 93
Bloomberg IB Chat	Capital Markets Amundi ETF Capital Markets Amundi HK ETF

ETF Market Makers contact

SG CIB	+33 (0)1 42 13 38 63
BNP Paribas	+44 (0) 207 595 1844

Amundi contact

Amundi ETF
90 bd Pasteur
CS 21564
75 730 Paris Cedex 15 - France
Hotline : +33 (0)1 76 32 47 74
info@amundiETF.com

BOND

Index Providers

"Barclays Bank PLC and its affiliates ("Barclays") is not the issuer or producer of AMUNDI INDEX BARCLAYS GLOBAL AGGREGATE 500M and Barclays has no responsibilities, obligations or duties to investors in AMUNDI INDEX BARCLAYS GLOBAL AGGREGATE 500M. The BARCLAYS GLOBAL AGGREGATE 500M Index is a trademark owned by Barclays Bank PLC and licensed for use by AMUNDI as the Issuer of AMUNDI INDEX BARCLAYS GLOBAL AGGREGATE 500M. While AMUNDI of AMUNDI INDEX BARCLAYS GLOBAL AGGREGATE 500M may for itself execute transaction(s) with Barclays in or relating to the BARCLAYS GLOBAL AGGREGATE 500M Index in connection with AMUNDI INDEX BARCLAYS GLOBAL AGGREGATE 500M investors acquire AMUNDI INDEX BARCLAYS GLOBAL AGGREGATE 500M from AMUNDI and investors neither acquire any interest in BARCLAYS GLOBAL AGGREGATE 500M Index nor enter into any relationship of any kind whatsoever with Barclays upon making an investment in AMUNDI INDEX BARCLAYS GLOBAL AGGREGATE 500M. The AMUNDI INDEX BARCLAYS GLOBAL AGGREGATE 500M are not sponsored, endorsed, sold or promoted by Barclays and Barclays makes no representation regarding the advisability of the AMUNDI INDEX BARCLAYS GLOBAL AGGREGATE 500M or use of the BARCLAYS GLOBAL AGGREGATE 500M Index or any data included therein. Barclays shall not be liable in any way to the Issuer, investors or to other third parties in respect of the use or accuracy of the BARCLAYS GLOBAL AGGREGATE 500M Index or any data included therein."

Important information

This document is provided for information purposes only and does not constitute a recommendation, a solicitation, an offer, advice or an invitation to purchase or sell any units or shares of the fund (FCP), collective employee fund (FCPE), SICAV, SICAV sub-fund or SICAV investing primarily in real estate (SPPICAV) (collectively, "the Funds") described herein and should in no case be interpreted as such. This document is not a contract or commitment of any form. Information contained in this document may be altered without notice. The management company accepts no liability whatsoever, whether direct or indirect, that may arise from the use of information contained in this document. The management company can in no way be held responsible for any decision or investment made on the basis of information contained in this document. The information contained in this document is disclosed to you on a confidential basis and shall not be copied, reproduced, modified, translated or distributed without the prior written approval of the management company, to any third person or entity in any country or jurisdiction which would subject the management company or any of the funds, to any registration requirements within these jurisdictions or where it might be considered as unlawful. Not all of the funds are systematically registered in all jurisdictions of all investors. Investment involves risk. The past performances shown in this document, and simulations based on these, do not guarantee future results, nor are they reliable indicators of future performance. The value of an investment in units or shares of the funds may fluctuate according to market conditions and cause the value of an investment to go up or down. As a result, fund investors may lose all or part of the capital originally invested. All potential investors in the funds are advised to ascertain whether such an investment is compatible with the laws to which they are subject and the tax implications of such an investment prior to investing, and to familiarise themselves with the legal documents in force for each fund. Concerning mandates, this document is a part of the periodic statement of the management activities of your portfolio and must be read in conjunction with any other periodic statement or notice of confirmation provided by your custodian and related to the transactions of your portfolio. Unless stated otherwise, the management company is the source of the data in this document. The date of the data in this document is that indicated at the top of the document, unless otherwise stated.

This document is designed exclusively for institutional, professional, qualified or sophisticated investors and distributors. It is not meant for the general public or private clients of any jurisdiction or those qualified as 'US Persons'. Approved investors in regard to the European Union are those which are defined as "Professional" investors in Directive 2004/39/EC of 21 April 2004 "MiFID" or, as the case may be, as defined under each local legislation and, insofar as the offer in Switzerland is concerned, "qualified investors" as set forth in the federal Law on Collective Investments (LPCC), the Ordinance on collective investments of 22 November 2006 (OPCC) and the FINMA 08/8 Circular regarding the legislation on collective investments of 20 November 2008. This document shall not, under any circumstance, be sent within the European Union to non "Professional" investors as defined by the MFI or under each local legislation, or in Switzerland to those investors which are not defined as "qualified investors" in the applicable law and regulations.