

# Amundi EUR Corporate Bond PAB Net Zero Ambition UCITS ETF Acc

BOND

FACTSHEET

Marketing  
Communication

31/03/2024

## Key Information (Source: Amundi)

Net Asset Value (NAV) : **144.59 (EUR)**

NAV and AUM as of : **29/03/2024**

Assets Under Management (AUM) :

**1,213.07 (million EUR)**

ISIN code : **LU1829219127**

Replication type : **Physical**

Benchmark :

**100% BLOOMBERG MSCI EUR CORPORATE  
PAB GREEN TILTED**

Date of the first NAV : **02/04/2009**

First NAV : **100.00 (EUR)**

## Objective and Investment Policy

The investment objective of the Amundi EUR Corporate Bond Climate Net Zero Ambition PAB (the "Sub-Fund") is to track both the upward and the downward evolution of the Bloomberg MSCI Euro Corporate Paris Aligned Green Tilted Index (the "Index") denominated in Euros and representative of the performance of the Euro denominated investment grade corporate bond market and which intends to meet and exceed the minimum standards of the EU Paris-aligned Benchmarks (the "EU PAB") required under delegated acts supplementing Regulation (EU) 2019/2089 amending Regulation (EU) 2016/1011 (the "Benchmark Regulation"), while minimizing the volatility of the difference between the return of the Sub-Fund and the return of the Index (the "Tracking Error").

Amundi ETFs are efficient investment vehicles listed on exchange that offer transparent, liquid and low-cost exposure to the underlying benchmarkindex.

## Risk Indicator (Source : Fund Admin)



Lower Risk

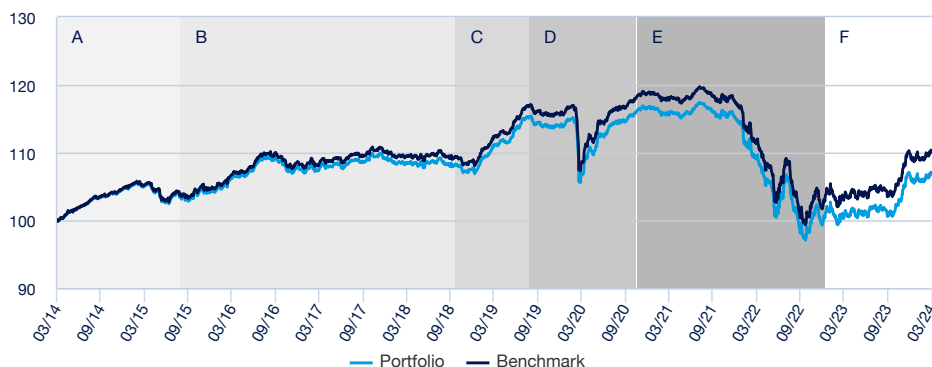
Higher Risk

The risk indicator assumes you keep the product for 3 years. The summary risk indicator is a guide to the level of risk of this product compared to other products. It shows how likely it is that the product will lose money because of movement in the markets or because we are not able to pay you.

« Technical net asset values may be calculated and published for any calendar day (excluding Saturdays and Sundays) that is neither a business day nor a transaction day. These technical net asset values are merely indicative and will not be the basis for purchasing, switching, redeeming and/or transferring shares. »

## Returns (Source: Fund Admin) - Past performance does not predict future returns

### Performances from 31/03/2014 to 29/03/2024 (Source : Fund Admin)



A : Jusqu'au 01/09/2015, l'Indice de référence du Fonds était l'indice Markit iBoxx Euro Liquid Corporate Overall.  
B : Jusqu'au 25/10/2018, la performance du Fonds indiquée correspond à celle du fonds Lyxor Euro Corporate Bond UCITS ETF (le Fonds absorbé). Ce dernier a été absorbé par le Fonds le 25/10/2018.  
C : Jusqu'au 26/08/2019, l'Indice de référence du Fonds était l'indice Markit iBoxx EUR Liquid Corporates 125 Mid Price TCA.  
D : Jusqu'au 16/11/2020, la performance du Fonds indiquée dans le présent document correspond à une réplification indirecte de l'Indice de référence. À compter du 17/11/2020, la performance du Fonds indiquée dans le présent document correspond à une réplification directe de l'Indice de référence.  
E : Jusqu'au 10/01/2023, l'Indice de référence du Fonds était l'indice Bloomberg MSCI EUR Corporate Liquid SRI Sustainable Index.  
F : Depuis le début de cette période, l'indice de référence du Fonds est Bloomberg MSCI Euro Corporate Paris Aligned Green Tilted Index

### Cumulative returns\* (Source: Fund Admin)

Since	YTD 29/12/2023	1 month 29/02/2024	3 months 29/12/2023	1 year 31/03/2023	3 years 31/03/2021	5 years 29/03/2019	10 years 31/03/2014
Portfolio	0.30%	1.18%	0.30%	6.46%	-7.44%	-3.60%	7.09%
Benchmark	0.38%	1.21%	0.38%	6.83%	-6.37%	-1.78%	10.36%
Spread	-0.08%	-0.03%	-0.08%	-0.38%	-1.07%	-1.82%	-3.27%

### Risk indicators (Source: Fund Admin)

	1 year	3 years	Inception to date *
Portfolio volatility	4.00%	5.01%	3.42%
Benchmark volatility	3.99%	5.02%	3.44%
Ex-post Tracking Error	0.04%	0.11%	0.51%
Sharpe ratio	0.69	-0.78	0.66

\* Volatility is a statistical indicator that measures an asset's variations around its average value. For example, market variations of +/- 1.5% per day correspond to a volatility of 25% per year.

The Tracking Error indicator measures the performance's difference between the fund and the benchmark

## BOND

## Calendar year performance\* (Source: Fund Admin)

	2023	2022	2021	2020	2019	2018	2017	2016	2015	2014
<b>Portfolio</b>	7.56%	-13.80%	-1.25%	2.52%	5.76%	-1.39%	1.12%	3.59%	-0.45%	6.58%
<b>Benchmark</b>	8.14%	-13.46%	-1.06%	2.79%	6.25%	-1.17%	1.34%	3.81%	-0.16%	6.80%
<b>Spread</b>	-0.57%	-0.34%	-0.19%	-0.27%	-0.49%	-0.22%	-0.22%	-0.22%	-0.29%	-0.21%

\* Source : Amundi. The above cover complete periods of 12 months for each calendar year. **Past performance is no predictor of current and future results and does not guarantee future yield**. Any losses or gains do not take into consideration any costs, commissions and fees incurred by the investor in the issue and buyout of the shares (e.g. taxes, brokerage fees or other commissions deducted by the financial intermediary). If performance is calculated in a currency other than the euro, any losses or gains generated can thereby be affected by exchange rate fluctuations (both upward and downward). The discrepancy accounts for the performance difference between the portfolio and the index.

## Description of the Index

The Index is constructed from the Bloomberg Euro Corporate Index (the "Parent Index") and intends to be representative of the Euro denominated investment grade corporate bond market while meeting and exceeding the minimum standards of the EU PAB label, as further described in Appendix I – ESG Related Disclosures to the funds' Prospectus. The index uses an optimization approach that aims to minimize the active total risk with respect to the Parent Index under constraints.

## Portfolio Data (Source: Amundi)

## Information (Source: Amundi)

Asset class : **Bond**  
Exposure : **International**

Holdings : **1675**

## Portfolio Indicators (Source: Fund Admin)

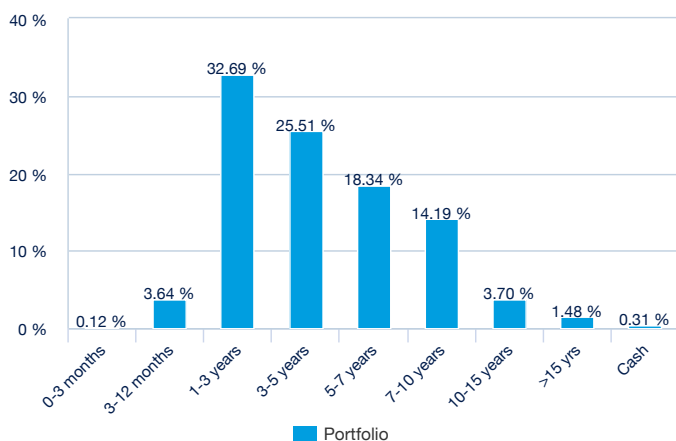
	Portfolio
<b>Modified duration <sup>1</sup></b>	4.17
<b>Median rating <sup>2</sup></b>	BBB
<b>Yield To Maturity</b>	3.71%

<sup>1</sup> Modified duration (in points) estimates a bond portfolio's percentage price change for 1% change in yield

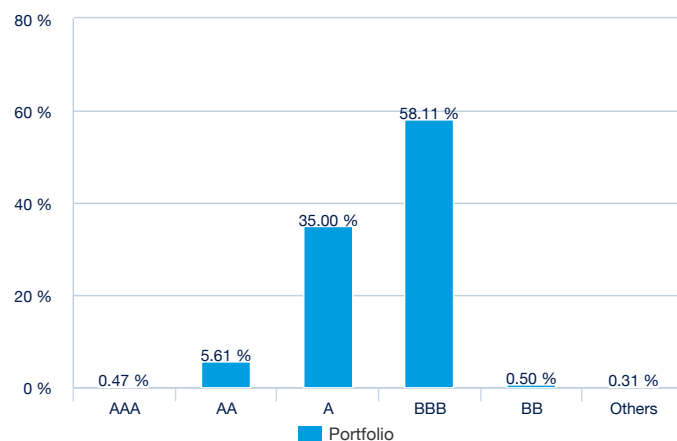
<sup>2</sup> Based on cash bonds and CDS but excludes other types of derivatives

## Portfolio Breakdown (Source: Amundi)

## By maturity (Source: Amundi)

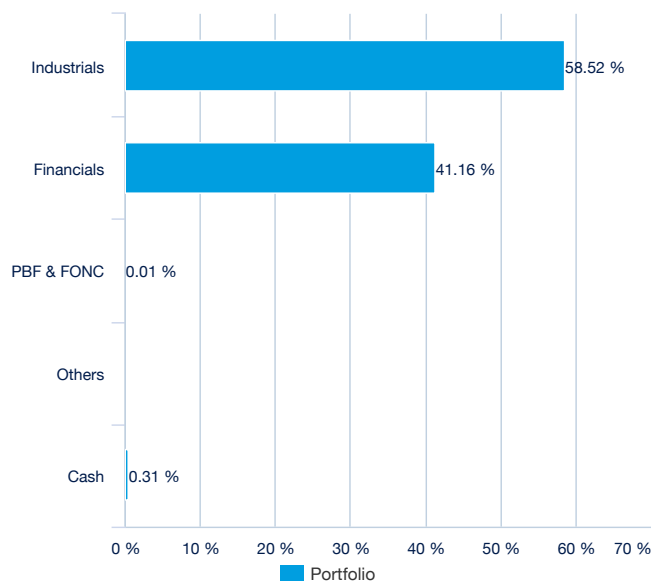


## By rating (source : Amundi)

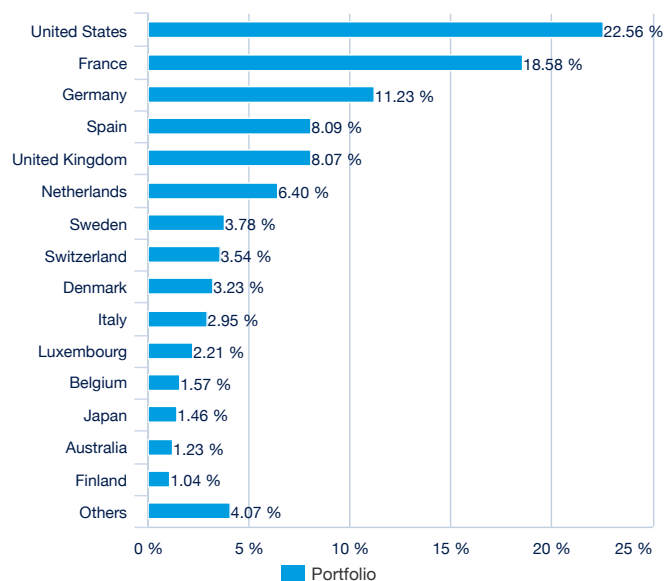


## BOND

## By issuer (Source: Amundi)



## By country (source : Amundi)



## Principal characteristics (Source : Amundi)

Fund structure	SICAV under Luxembourg law
UCITS compliant	UCITS
Management Company	Amundi Luxembourg SA
Administrator	SOCIETE GENERALE LUXEMBOURG
Custodian	SOCIETE GENERALE LUXEMBOURG
Independent auditor	PRICEWATERHOUSECOOPERS LUXEMBOURG
Share-class inception date	25/10/2018
Date of the first NAV	02/04/2009
Share-class reference currency	EUR
Classification	Not applicable
Type of shares	Accumulation
ISIN code	LU1829219127
Minimum investment to the secondary market	1 Share(s)
Frequency of NAV calculation	Daily
Ongoing charges	0.14% ( realized ) - 26/09/2022
Minimum recommended investment period	3 years
Fiscal year end	September
Primary Market Maker	SOCIETE GENERALE / LANG & SCHWARZ

## Listing data (source : Amundi)

Place	Hours	CCY	Mnemo	Bloomberg Ticker	Bloomberg iNAV	Reuters RIC	Reuters iNAV
Borsa Italiana	9:00 - 17:30	EUR	CRP	CRPE IM	CRPIV	CRPE.MI	CRPIV
Six Swiss Exchange	9:00 - 17:30	EUR	CRP	LYCRP SW	CRPIV	LYCRP.S	CRPIV
Deutsche Börse	9:00 - 17:30	EUR	CRP	LYEB GY	CRPIV	LYEB.DE	CRPIV
Nyse Euronext Paris	9:00 - 17:30	EUR	CRP	CRP FP	CRPIV	CRP.PA	CRPIV
London Stock Exchange	9:00 - 17:30	GBP	CRP	CRPX LN	CRPXIV	CRPX.L	CRPXIV

## Contact

## BOND

## ETF Sales contact

France & Luxembourg	+33 (0)1 76 32 65 76
Germany & Austria	+49 (0) 800 111 1928
Italy	+39 02 0065 2965
Switzerland (German)	+41 44 588 99 36
Switzerland (French)	+41 22 316 01 51
UNITED KINGDOM (Retail)	+44 (0) 20 7 074 9598
UNITED KINGDOM (Insti)	+44 (0) 800 260 5644
Netherlands	+31 20 794 04 79
Nordic countries	+46 8 5348 2271
Hong Kong	+65 64 39 93 50
Spain	+34 914 36 72 45

## ETF Market Makers contact

SG CIB	+33 (0)1 42 13 38 63
BNP Paribas	+44 (0) 207 595 1844

## Index Providers

BLOOMBERG® is a trademark and service mark of Bloomberg Finance L.P. and its affiliates (collectively "Bloomberg"). BARCLAYS® is a trademark and service mark of Barclays Bank Plc (collectively with its affiliates, "Barclays"), used under license. Bloomberg or Bloomberg's licensors, including Barclays, own all proprietary rights in the Bloomberg Barclays Indices. Neither Bloomberg nor Barclays is affiliated with Amundi Asset Management, and neither approves, endorses, reviews or recommends the Sub-Fund. Neither Bloomberg nor Barclays guarantees the timeliness, accurateness or completeness of any data or information relating to the Index, and neither shall be liable in any way to Amundi Asset Management, investors in the Sub-Fund or other third parties in respect of the use or accuracy of the Benchmark Index or any data included therein.

## Important information

This document is of a commercial nature and not of a regulatory nature.

It is each investor's responsibility to ascertain that it is authorised to subscribe, or invest into this product.

Prior to investing in the product, investors should seek independent financial, tax, accounting and legal advice.

Amundi EUR Corporate Bond PAB Net Zero Ambition is an investment company with Variable Capital (SICAV) incorporated under Luxembourg Law, listed on the official list of Undertakings for Collective Investment, authorised under Part I of the Luxembourg Law of 17th December 2010 (the "2010 Law") on Undertakings for Collective Investment in accordance with provisions of the Directive 2009/65/EC (the "2009 Directive") and subject to the supervision of the Commission de Surveillance du Secteur Financier (CSSF). The product is a sub-fund of Amundi EUR Corporate Bond PAB Net Zero Ambition and has been approved by the CSSF and has been notified to the AMF to be marketed in France.

Amundi Asset Management ("Amundi AM") recommend that investors read carefully the "risk factors" section of the product's prospectus and the "Risk and reward" section of the Key Investor Information Document (KIID). The prospectus in English and the KIID in French are available free of charge on [www.amundiETF.com](http://www.amundiETF.com) or upon request to [info@amundiETF.com](mailto:info@amundiETF.com)

The attention of investors is drawn to the fact that, the prospectus is only available in English.

Units of a specific UCITS ETF managed by an asset manager and purchased on the secondary market cannot usually be sold directly back to the asset manager itself. Investors must buy and sell units on a secondary market with the assistance of an intermediary (e.g. a stockbroker) and may incur fees for doing so. In addition, investors may pay more than the current net asset value when buying units and may receive less than the current net asset value when selling them.

Updated composition of the product's investment portfolio is available on [www.amundiETF.com](http://www.amundiETF.com). In addition, the indicative net asset value is published on the Reuters and Bloomberg pages of the product, and might also be mentioned on the websites of the stock exchanges where the product is listed.

There is no guarantee that the fund's objective will be met. The fund may not always be able to replicate exactly the performance of the index (or indices).

**This product includes a risk of capital loss.** The redemption value of this product may be less than the amount initially invested. In a worst case scenario, investors could sustain the loss of their entire investment.

The index referred to herein (the "Index") is not sponsored, approved or sold by Amundi Asset Management ("Amundi AM"). Amundi AM shall not assume any responsibility in this respect. The accuracy, completeness or relevance of the information which has been drawn from external sources is not guaranteed although it is drawn from sources reasonably believed to be reliable. Subject to any applicable law, Amundi AM shall not assume any liability in this respect. The market information displayed in this document is based on data at a given moment and may change from time to time.

**THIS DOCUMENT DOES NOT CONSTITUTE AN OFFER FOR SALE OF SECURITIES IN THE UNITED STATES OF AMERICA. THE PRODUCT HEREIN DESCRIBED WILL NOT BE REGISTERED UNDER THE U.S. SECURITIES ACT OF 1933, AS AMENDED (THE "U.S. SECURITIES ACT") AND MAY NOT BE OFFERED OR SOLD IN THE UNITED STATES OF AMERICA WITHOUT BEING REGISTERED OR BEING EXEMPTED FROM REGISTRATION UNDER THE U.S. SECURITIES ACT.**

This factsheet is issued by Amundi Asset Management, société anonyme à directoire et conseil de surveillance having its registered office at 91-93, boulevard Pasteur, 75015 Paris (France), 419 223 375 RCS Nanterre, authorized and regulated by the Autorité des marchés financiers (AMF). Amundi AM is represented in the UK by Amundi Asset Management UK LLP, which is authorized and regulated by Financial Conduct Authority in the UK.



This document is designed exclusively for institutional, professional, qualified or sophisticated investors and distributors. It is not meant for the general public or private clients of any jurisdiction or those qualified as 'US Persons'. Approved investors in regard to the European Union are those which are defined as "Professional" investors in Directive 2004/39/EC of 21 April 2004 "MiFID" or, as the case may be, as defined under each local legislation and, insofar as the offer in Switzerland is concerned, "qualified investors" as set forth in the federal Law on Collective Investments (LPCC), the Ordinance on collective investments of 22 November 2006 (OPCC) and the FINMA 08/8 Circular regarding the legislation on collective investments of 20 November 2008. This document shall not, under any circumstance, be sent within the European Union to non "Professional" investors as defined by the MFI or under each local legislation, or in Switzerland to those investors which are not defined as "qualified investors" in the applicable law and regulations.