

# Amundi JPX-NIKKEI 400 UCITS ETF Daily Hedged GBP Acc

FACTSHEET

Marketing  
Communication

31/03/2026

EQUITY ■

## Key Information (Source: Amundi)

Net Asset Value (NAV) : **439.71 ( GBP )**  
 NAV and AUM as of : **31/03/2026**  
 Assets Under Management (AUM) :  
**204.96 ( million GBP )**  
 ISIN code : **LU1681039308**  
 Replication type : **Synthetical**  
 Benchmark :  
**100% JP-NIKKEI 400 GBP HEDGED INDEX**

## Objective and Investment Policy

This ETF seeks to replicate as closely as possible the performance of the JPX-Nikkei 400 index whether the trend is rising or falling.

## Risk Indicator (Source : Fund Admin)



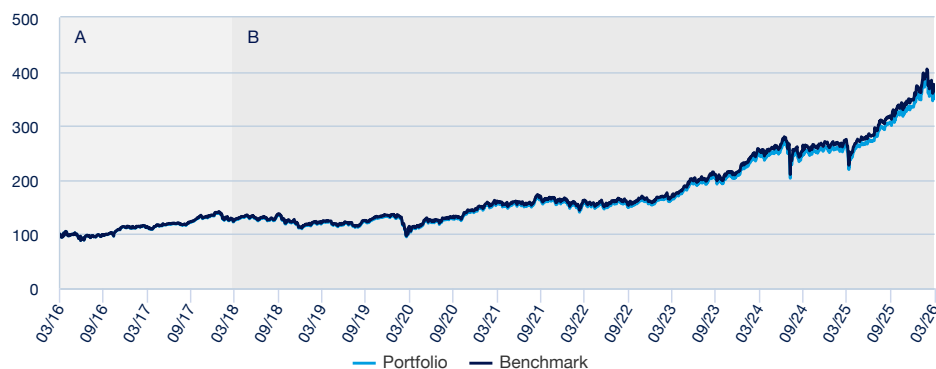
Lower Risk

Higher Risk

The SRI represents the risk and return profile as presented in the Key Information Document (KID). The lowest category does not imply that there is no risk. The SRI is not guaranteed and may change over time. The risk indicator assumes you keep the product for 5 years. The summary risk indicator is a guide to the level of risk of this product compared to other products. It shows how likely it is that the product will lose money because of movement in the markets or because we are not able to pay you.

## Returns (Source: Fund Admin) - Past performance does not predict future returns

### Performances from 31/03/2016 to 31/03/2026 (Source : Fund Admin)



A : Based on the performance as from the launch date until the absorption date of the French Fund "AMUNDI ETF JPX-NIKKEI 400 UCITS ETF" managed by Amundi Asset Management and absorbed by "AMUNDI JPX-NIKKEI 400" on 22/03/2018.

B : Performance of the Sub-Fund since the date of its launch

### Cumulative returns\* (Source: Fund Admin)

Since	YTD 31/12/2025	1 month 27/02/2026	3 months 31/12/2025	1 year 31/03/2025	3 years 31/03/2023	5 years 31/03/2021	Since 26/05/2015
<b>Portfolio</b>	4.68%	-10.12%	4.68%	38.23%	108.52%	124.93%	185.64%
<b>Benchmark</b>	4.76%	-10.09%	4.76%	38.69%	110.60%	128.82%	198.07%
<b>Spread</b>	-0.08%	-0.03%	-0.08%	-0.46%	-2.08%	-3.88%	-12.43%

### Calendar year performance\* (Source: Fund Admin)

	2025	2024	2023	2022	2021	2020	2019	2018	2017	2016
<b>Portfolio</b>	28.50%	24.99%	33.99%	-2.53%	11.33%	8.39%	18.44%	-16.38%	19.62%	-2.75%
<b>Benchmark</b>	28.91%	25.39%	34.47%	-2.19%	11.75%	8.80%	18.87%	-15.99%	20.21%	-2.24%
<b>Spread</b>	-0.41%	-0.40%	-0.49%	-0.34%	-0.42%	-0.41%	-0.43%	-0.39%	-0.59%	-0.50%

\* Source : Amundi. The above cover complete periods of 12 months for each calendar year. **Past performance is no predictor of current and future results and does not guarantee future yield**. Any losses or gains do not take into consideration any costs, commissions and fees incurred by the investor in the issue and buyout of the shares (e.g. taxes, brokerage fees or other commissions deducted by the financial intermediary). If performance is calculated in a currency other than the euro, any losses or gains generated can thereby be affected by exchange rate fluctuations (both upward and downward). The discrepancy accounts for the performance difference between the portfolio and the index.

### Risk indicators (Source: Fund Admin)

	1 year	3 years	Inception to date *
<b>Portfolio volatility</b>	17.44%	16.83%	18.74%
<b>Benchmark volatility</b>	17.44%	16.83%	18.74%
<b>Ex-post Tracking Error</b>	0.00%	0.02%	0.03%
<b>Sharpe ratio</b>	1.95	1.46	0.46

\* Volatility is a statistical indicator that measures an asset's variations around its average value. For example, market variations of +/- 1.5% per day correspond to a volatility of 25% per year. The higher the volatility, the higher the risk. The Tracking Error indicator measures the performance's difference between the fund and the benchmark

EQUITY

Meet the Team



**Sébastien Foy**

Responsable de l'équipe de gestion - Indiciel Synthétique



**Hamid Drali**

Portfolio Manager



**Moussa Thioye**

Co-Portfolio Manager

Index Data (Source : Amundi)

Description of the Index

JPX-Nikkei 400 Index is an equity index representative of the Japanese equities universe listed on the first two sections of the Tokyo Stock Exchange as well as on the Mother and JASDAQ markets.

Information (Source: Amundi)

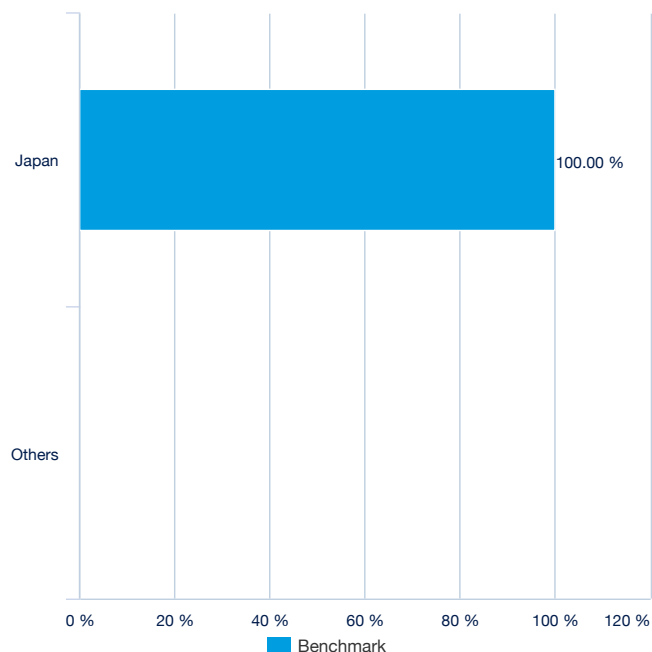
Asset class : **Equity**  
Exposure : **Asia Pacific**  
Benchmark index currency : **JPY**  
Holdings : **398**

Top 10 benchmark holdings (source : Amundi)

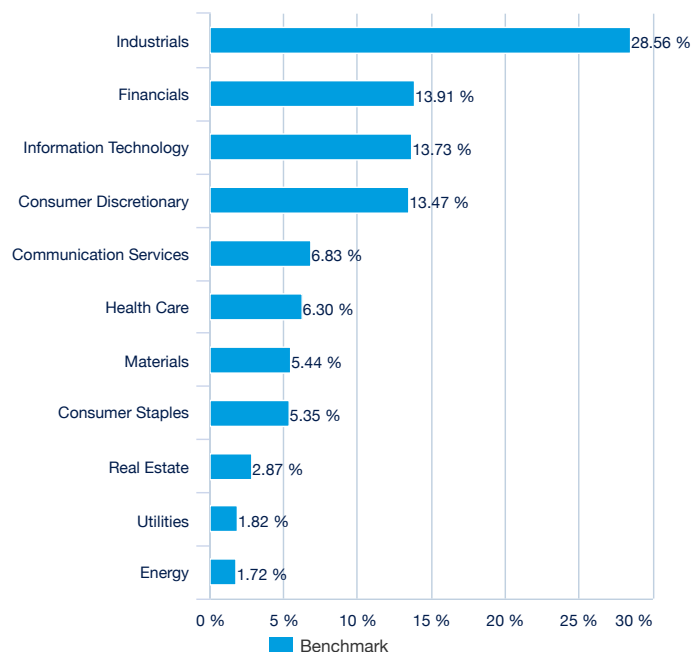
	% of assets (Index)
MITSUI & CO LTD	2.46%
MITSUBISHI CORP	2.42%
MIZUHO FINANCIAL GROUP INC	1.97%
SUMITOMO MITSUI FINAN	1.77%
ADVANTEST	1.76%
TOKYO ELECTRON LTD	1.64%
SOFTBANK GROUP CORP	1.60%
SHIN-ETSU CHEMICAL	1.60%
ITOCHU CORP	1.59%
MITSUBISHI ELEC.	1.59%
<b>Total</b>	<b>18.40%</b>

For illustrative purposes only and not a recommendation to buy or sell securities.

Geographical breakdown (for illustrative purposes only - Source: Amundi)



Benchmark Sector breakdown (for illustrative purposes only - Source : Amundi)



## EQUITY ■

## Principal characteristics (Source : Amundi)

Fund structure	SICAV under Luxembourg law
UCITS compliant	UCITS
Management Company	Amundi Luxembourg SA
Administrator	CACEIS Bank, Luxembourg Branch
Custodian	CACEIS Bank, Luxembourg Branch
Independent auditor	DELOITTE AUDIT
Share-class inception date	22/03/2018
Date of the first NAV	26/05/2015
Share-class reference currency	GBP
Classification	-
Type of shares	Accumulation
ISIN code	LU1681039308
Minimum investment to the secondary market	1 Share(s)
Frequency of NAV calculation	Daily
Management fees and other administrative or operating costs	0.18%
Minimum recommended investment period	5 years
Fiscal year end	September
Primary Market Maker	BNP Paribas

## Listing data (source : Amundi)

Place	CCY	Bloomberg Ticker	Bloomberg iNAV	Reuters RIC	Reuters iNAV
Six Swiss Exchange	GBP	JPHG SW	IJPHG	JPHG.S	IJPHG=BNPP
Euronext Paris	GBP	JPHG FP	IJPHG	JPHG.PA	IJPHG=BNPP
LSE	GBP	JPHG LN	-	JPHG.L	-

## Contact

## ETF Sales contact

France & Luxembourg	+33 (0)1 76 32 65 76
Germany & Austria	+49 (0) 800 111 1928
Italy	+39 02 0065 2965
Switzerland (German)	+41 44 588 99 36
Switzerland (French)	+41 22 316 01 51
United Kingdom	+44 (0) 20 7 074 9598
United Kingdom (Instit)	+44 (0) 800 260 5644
Netherlands	+31 20 794 04 79
Nordic countries	+46 8 5348 2271
Hong Kong	+65 64 39 93 50
Spain	+34 914 36 72 45

## ETF Capital Markets contact

Téléphone	+33 (0)1 76 32 19 93
Bloomberg IB Chat	Capital Markets Amundi ETF Capital Markets Amundi HK ETF

## ETF Market Makers contact

BNP Paribas	+33 (0)1 40 14 60 01
Kepler Cheuvreux	+33 (0)1 53 65 35 25

## Amundi contact

**Amundi ETF**  
90 bd Pasteur  
CS 21564  
75 730 Paris Cedex 15 - France  
**Hotline :** +33 (0)1 76 32 47 74  
info-ett@amundi.com

## EQUITY ■

**Index Providers**

The "Index" and "JPX-Nikkei Index 400 Total Return Index" (or "JPX-Nikkei Index 400 Net Total Return Index")(hereinafter collectively referred to as the "Index") are copyrighted materials calculated using a methodology independently developed and created by Japan Exchange Group, Inc. and Tokyo Stock Exchange, Inc. (hereinafter collectively referred to as the "JPX Group") and Nikkei Inc. (hereinafter referred to as "Nikkei"), and the JPX Group and Nikkei jointly own the copyrights and other intellectual property rights subsisting in the "Index" itself and the methodology used to calculate the "Index"; The ownership of trademarks and of any other intellectual property rights with respect to marks representing "Index" belongs to JPX Group and Nikkei. JPX Group and Nikkei do not sponsor, support, sell or market AMUNDI JPX-NIKKEI 400. JPX Group and Nikkei have - besides granting the license to the Amundi Asset Management to use certain trademarks and to use "Index" for AMUNDI JPX-NIKKEI 400 - no connection with AMUNDI JPX-NIKKEI 400. The license agreement between the Amundi Asset Management and both JPX Group and Nikkei does not provide any rights to any third parties. AMUNDI JPX-NIKKEI 400 is managed exclusively at the risk of the Amundi Asset Management and both, JPX Group and Nikkei, shall assume no obligation or responsibility for its management and the transactions of AMUNDI JPX-NIKKEI 400. JPX Group and Nikkei are not responsible for the accuracy and the calculation of AMUNDI ETF. JPX Group and Nikkei have no obligation to publish "Index" continuously and shall not be liable for any errors, postponements, interruptions, suspensions and cessations of the publication of "JPX-Nikkei Index 400." JPX Group and Nikkei shall have the right to make any changes in the future in "Index" regarding the selection of constituent shares and the calculation methods. JPX Group and Nikkei shall have the right to suspend or cease the publication of "Index" without owing any liability to the Amundi Asset Management or any other third party.

**Important information**

This document is provided for information purposes only and does not constitute a recommendation, a solicitation, an offer, advice or an invitation to purchase or sell any units or shares of the fund (FCP), collective employee fund (FCPE), SICAV, SICAV sub-fund or SICAV investing primarily in real estate (SPPICAV) (collectively, "the Funds") described herein and should in no case be interpreted as such. This document is not a contract or commitment of any form. Information contained in this document may be altered without notice. The management company accepts no liability whatsoever, whether direct or indirect, that may arise from the use of information contained in this document. The management company can in no way be held responsible for any decision or investment made on the basis of information contained in this document. The information contained in this document is disclosed to you on a confidential basis and shall not be copied, reproduced, modified, translated or distributed without the prior written approval of the management company, to any third person or entity in any country or jurisdiction which would subject the management company or any of the funds, to any registration requirements within these jurisdictions or where it might be considered as unlawful. Not all of the funds are systematically registered in all jurisdictions of all investors. Investment involves risk. The past performances shown in this document, and simulations based on these, do not guarantee future results, nor are they reliable indicators of future performance. The value of an investment in units or shares of the funds may fluctuate according to market conditions and cause the value of an investment to go up or down. As a result, fund investors may lose all or part of the capital originally invested. All potential investors in the funds are advised to ascertain whether such an investment is compatible with the laws to which they are subject and the tax implications of such an investment prior to investing, and to familiarise themselves with the legal documents in force for each fund. Concerning mandates, this document is a part of the periodic statement of the management activities of your portfolio and must be read in conjunction with any other periodic statement or notice of confirmation provided by your custodian and related to the transactions of your portfolio. Unless stated otherwise, the management company is the source of the data in this document. The date of the data in this document is that indicated at the top of the document, unless otherwise stated.

This document is designed exclusively for institutional, professional, qualified or sophisticated investors and distributors. It is not meant for the general public or private clients of any jurisdiction or those qualified as 'US Persons'. Approved investors in regard to the European Union are those which are defined as "Professional" investors in Directive 2004/39/EC of 21 April 2004 "MiFID" or, as the case may be, as defined under each local legislation and, insofar as the offer in Switzerland is concerned, "qualified investors" as set forth in the federal Law on Collective Investments (LPCC), the Ordinance on collective investments of 22 November 2006 (OPCC) and the FINMA 08/8 Circular regarding the legislation on collective investments of 20 November 2008. This document shall not, under any circumstance, be sent within the European Union to non "Professional" investors as defined by the MFI or under each local legislation, or in Switzerland to those investors which are not defined as "qualified investors" in the applicable law and regulations.